

El Dorado Water Utilities

500 NORTH WASHINGTON • P. O. BOX 1587 • EL DORADO, AR 71731 (870) 862-6451

March 30, 2007

Mr. Allen Gilliam
Arkansas Department of
Environmental Quality
P. O. Box 8913
Little Rock, AR 72219-8913

Dear Mr. Gilliam:

Re: Permit Numbers AR 0033723, AR 0033936 and AR 0049743
Pretreatment Program Annual Report

Enclosed are Attachments "A", "B", "C", the influent and effluent monitoring results for the North (AR0033936) and the South (AR0033723) Wastewater Treatment Facilities, and the proof of publication of the significant violators. Please note there is still no discharge from the proposed river discharge permit (AR 0049743).


If you have any questions or comments, please call me at (870) 862-6451.

Sincerely,



T. Harold Baker
Treatment Superintendent

Enclosures



PRETREATMENT PROGRAM STATUS REPORT
 UPDATED SIGNIFICANT INDUSTRIAL USERS LIST
 ATTACHMENT A

INDUSTRIAL USER	SIC CODE	CATEGORICAL DETERMINATION	CONTROL DOCUMENT		NEW USER	TIMES INSPECTED	TIMES SAMPLED	COMPLIANCE STATUS				PERMIT LIMITS
			Y/N	LAST ACTION				90 DAY COMPLIANCE	REPORTS		SELF MONITORING	
									BMR	SEMI ANNUAL		
MONAGRA POULTRY	2015 2077	NO	Y	10-1-06	NO	1	51	N/A	N/A	*	*	C
EL DORADO PAPER BAG MFG CO	2674	NO	Y	10-1-06	NO	1	13	N/A	N/A	*	*	C
MONAGRA HATCHERY	0251	NO	Y	10-1-06	NO	1	12	N/A	N/A	*	*	C
ASSOCIATED MATERIALS, INC. MERCABLE	3469	NO	Y	10-1-06	NO	1	13	N/A	N/A	*	*	C
MILBANK MFG. EL DORADO DIVISION	3613	YES Metal Finishing	Y	10-1-06	NO	1	30	C	C	C	*	NC
PRESCOLITE, INC. REFLECTOR PLANT	3471	YES Metal Finishing	Y	10-1-06	NO	1	4	C	C	C	*	C
COOPER - STANDARD AUTOMOTIVE	3061	YES Metal Finishing	Y	10-1-06	NO	1	13	C	C	C	*	C
HILLER TRANSPORTERS, INC.	4231	YES Transportation Equipment Clean	Y	10-1-06	NO	1	23	C	C	C	YES	NC

*City Does All Monitoring
 **Ceased Operation January 31, 2007

**SIGNIFICANT VIOLATORS - ENFORCEMENT ACTIONS TAKEN
ATTACHMENT B**

INDUSTRIAL USER	NATURE OF VIOLATION		NUMBER OF ACTIONS TAKEN				FENALTIES COLLECTED	COMPLIANCE SCHEDULE		CURRENT STATUS	COMMENTS
	REPORTS	LIMITS	N.O.V.	A.O	CIVIL	CRIMINAL		OTHER	DATE ISSUED		
MILLER TRANSPORTERS, INC.		X	5							Compliant	
MILBANK MANUFACTURING		X	4							Compliant	

ATTACHMENT C
PRETREATMENT PERFORMANCE SUMMARY (PPS)

NOTE: ALL QUESTIONS REFER TO THE INDUSTRIAL PRETREATMENT PROGRAM AS APPROVED BY THE EPA. THE PERMITTEE SHOULD NOT ANSWER THE QUESTIONS BASED ON CHANGES MADE TO THE APPROVED PROGRAM WITHOUT DEPARTMENT AUTHORIZATION.

I. General Information

Control Authority Name City of El Dorado

Address 500 North Washington

City El Dorado State/Zip Arkansas 71730

Contact Person Harold Baker Treatment Superintendent

(Position)

Contact Telephone (870) 862-6451

NPDES Permit Nos. AR 0033723, AR 0033936, and AR 0049743

Reporting Period January 1, 2006 December 31, 2006
 (Beginning Month and Year) (Ending Month and Year)

Total Number of Categorical IUs 4 (four)

Total Number of Significant Noncategorical IUs 4 (four)

II. Significant Industrial User Compliance

SIGNIFICANT INDUSTRIAL USERS
Categorical

NonCategorical

1) No. of SIUs Submitting BMRs/Total		
No. Required.	<u>0 / 0</u>	<u>N/A*</u>
2) No. of SIUs Submitting 90-Day Compliance		
Reports/No. Required.	<u>0 / 0</u>	<u>N/A*</u>
3) No. of SIUs Submitting Semiannual Reports/		
Total No. Required.	<u>4 / 4</u>	<u>0 / 0</u>
4) No. of SIUs Meeting Compliance Schedule/		
Total No. Required to Meet Schedule	<u>0 / 0</u>	<u>0 / 0</u>
5) No. of SIUs in Significant Noncompliance/		
Total No. of SIUs	<u>1 / 4</u>	<u>0 / 4</u>
6) Rate of Significant Noncompliance for all		
SIUs (categorical and noncategorical)		<u>1 / 8</u>

III. Compliance Monitoring Program

SIGNIFICANT INDUSTRIAL USERS
Categorical

NonCategorical

1) No. of Control Documents Issued/Total No. Required.	<u>4 / 4</u>	<u>4 / 4</u>
2) No. of Nonsampling Inspections Conducted.	<u>4</u>	<u>4</u>
3) No. of Sampling Visits Conducted.	<u>70</u>	<u>89</u>
4) No. of Facilities Inspected (nonsampling)	<u>4</u>	<u>4</u>
5) No. of Facilities Sampled	<u>4</u>	<u>4</u>

IV. Enforcement Actions

SIGNIFICANT INDUSTRIAL USERS
Categorical

NonCategorical

1) No. of Compliance Schedules Issued/No. of Schedules Required	<u>0 / 0</u>	<u>0 / 0</u>
2) No. of Notices of Violations Issued to SIUs	<u>9</u>	<u>0</u>
3) No. of Administrative Orders Issued to SIUs	<u>0</u>	<u>0</u>
4) No. of Civil Suits Filed.	<u>0</u>	<u>0</u>
5) No. of Criminal Suits Filed	<u>0</u>	<u>0</u>
6) No. of Significant Violators (attach newspaper publication)	<u>1</u>	<u>0</u>
7) Amount of Penalties Collected (total dollars/IUs assessed)	<u>0 / 0</u>	<u>0 / 0</u>
8) Other Actions (sewer bans, etc.)	<u>0</u>	<u>0</u>

The following certification must be signed in order for this form to be considered complete:

I certify that the information contained herein is complete and accurate to the best of my knowledge.

T. Harold Bels
Authorized Representative

3/30/07
Date

MONITORING RESULTS (1) FOR THE ANNUAL PRETREATMENT REPORT

REPORTING YEAR: JAN 1, 2006 TO DEC 31, 2006

TREATMENT PLANT: City of El Dorado NPDES PERMIT #AR0033723 SOUTH PLANT

AVERAGE POTW FLOW: MCD % IU FLOW: 51 %

METALS, CYANIDE and PHENOLS (Total)	MAHL mg/l	Influent Dates Sampled (mg/l) Once/quarter				WQ level/limit mg/l	Effluent Dates Sampled (mg/l) Once/quarter				Laboratory Analysis (See Attachment PPS)	
		1/30	6/19	9/18	12/11		1/30	6/19	9/18	12/11	E P A Method Used	Detection Level Achieved (ug/l)
Antimony	N/A	<.06	<.06	<.06	<.06	N/A	<.06	<.06	<.06	<.06	200.8	60
Cadmium	0.01	<.001	<.001	<.001	<.001	0.002	<.001	.0012	<.001	<.001	200.8	1
Copper	0.09	.023	.23	.11	.37	0.0122	<.01	<.01	<.01	<.01	200.8	10
Lead	0.01	<.005	.023	.016	<.005	0.0038	<.005	<.005	<.005	<.005	200.8	5
Mercury	0.00003	<.0002	<.0002	<.0002	<.0002	0.00001	<.0002	<.0002	<.0002	<.0002	245.2	.02
Nickel	0.12	<.04	<.04	<.04	<.04	0.1316	<.04	<.04	<.04	<.04	200.8	40
Selenium	0.01	<.005	<.005	<.005	<.005	0.0056	<.005	<.005	<.005	<.005	200.8	5
Silver	0.01	<.002	<.002	<.002	<.002	0.0013	<.002	<.002	<.002	<.002	200.8	2
Zinc	0.30	.11	.63	.25	.1	0.1156	<.02	<.02	<.02	<.02	200.8	20
Chromium	0.42	<.01	<.01	<.01	<.01	0.3643	<.01	<.01	<.01	<.01	200.8	10
Cyanide	0.02	<.02	<.02	<.02	<.02	0.0058	<.02	<.02	<.02	<.02	335.2	20
Arsenic	0.02	<.01	<.01	<.01	<.01	N/A	<.01	<.01	<.01	<.01	200.8	10
Molybdenum	0.02	<.008	.025	<.008	.011	N/A	<.008	<.008	<.008	<.008	200.8	8
Phenols	N/A	.11	.636	.06	.058	N/A	<.005	<.005	<.005	<.005	420.1	5
Beryllium	N/A	<.005	<.005	<.005	<.005	N/A	<.005	<.005	<.005	<.005	200.8	5
Thallium	N/A	<.01	<.01	<.01	<.01	N/A	<.01	<.01	<.01	<.01	200.8	10
Flow, MGD	N/A	3.3	3.11	3.21	3.02	N/A	6.86	2.02	7.04	5.97		
(2)												
BIS 2-6-TERT-BUTYL PHENOL								1306L				
11			2506L									
Chloroform			9.906L									
CHLOROFORM			2.206L									

(1) It is advised that the influent and effluent samples are collected considering flow detention time through each plant. Analytical MQLs should be used so that the data can also be used for Local Limits assessment and NPDES application purpose.

(2) Record the name of any pollutants [40 CFR 122, Appendix D, Table II and/or Table V] detected and the quantity in which they were detected.

MAHL Maximum Allowable Headworks Level.

WQ Water Quality

MONITORING RESULTS (1) FOR THE ANNUAL PRETREATMENT REPORT

REPORTING YEAR: JAN 1, 2006 TO DEC 31, 2006

TREATMENT PLANT: City of El Dorado

NPDES PERMIT #AR0033936

AVERAGE POTW FLOW: MGD % IU FLOW: <.001%

METALS, CYANIDE and PHENOLS (Total)	MAHL mg/l	Influent Dates Sampled (mg/l) Once/quarter				WQ level/limit mg/l	Effluent Dates Sampled (mg/l) Once/quarter				Laboratory Analysis (See Attachment PPS)	
		1/23	6/12	9/11	12/4		1/23	6/12	9/11	12/4	E P A Method Used	Detection Level Achieved (ug/l)
Antimony	N/A	<.06	<.06	<.06	<.06	N/A	<.06	<.06	<.06	<.06	200.8	60
Cadmium	0.01	.00041	<.0001	.00037	.0012	0.002	.00077	<.0001	<.0001	<.0001	200.8	1
Copper	0.09	.095	.14	.16	.16	0.0122	<.01	<.01	<.01	<.01	200.8	10
Lead	0.01	.011	.011	.0096	.016	0.0038	<.001	<.001	<.001	<.001	200.8	5
Mercury	0.00003	<.0002	.00028	.00026	.00042	0.00001	<.0002	<.0002	<.0002	<.0002	245.2	.02
Nickel	0.12	<.04	<.04	<.04	<.04	0.1316	<.04	<.04	<.04	<.04	200.8	40
Selenium	0.01	<.005	<.005	.0029	<.005	0.0056	.002	<.005	<.005	<.005	200.8	5
Silver	0.01	.0017	.0072	.0071	.0069	0.0013	<.0002	<.0002	<.0002	<.0002	200.8	2
Zinc	0.30	.12	<.02	.23	.64	0.1156	<.02	<.02	<.02	<.02	200.8	20
Chromium	0.42	<.01	<.01	<.01	<.01	0.3643	<.01	<.01	<.01	<.01	200.8	10
Cyanide	0.02	<.02	.22	<.02	<.02	0.0058	<.02	<.02	<.02	<.02	335.2	20
Arsenic	0.02	<.001	<.001	.002	<.001	N/A	<.001	<.001	<.001	<.001	200.8	10
Molybdenum	0.02	<.008	<.008	<.008	<.008	N/A	<.008	<.008	<.008	<.008	200.8	8
Phenols	N/A	.024	.055	.045	.1	N/A	<.005	<.005	.012	.005	420.1	5
Beryllium	N/A	<.005	<.005	<.005	<.005	N/A	<.005	<.005	<.005	<.005	200.8	5
Thallium	N/A	<.001	<.001	<.001	<.001	N/A	<.001	<.001	<.001	<.001	200.8	10
Flow, MGD	N/A	1.54	1.29	1.14		N/A	4.832	6.459	1.539	1.504		
(2)												
Toluene			3.604/L									

(1) It is advised that the influent and effluent samples are collected considering flow detention time through each plant. Analytical MQLs should be used so that the data can also be used for Local Limits assessment and NPDES application purpose.

(2) Record the name of any pollutants [40 CFR 122, Appendix D, Table II and/or Table V] detected and the quantity in which they were detected.

MAHL Maximum Allowable Headworks Level.

WQ Water Quality

PRETREATMENT PROGRAM STATUS REPORT

(All concentrations in mg/L unless otherwise noted)

ATTACHMENT

(a) PILGRIM'S PRIDE POULTRY EFFLUENT LIMITS:

<u>Parameter</u>	<u>Daily Max.</u>
BOD	250.
TSS	250.
O&G	100.
TTO	---

(b) EL DORADO PAPER BAG EFFLUENT LIMITS:

<u>Parameter</u>	<u>Daily Max.</u>	<u>Monthly Average</u>
BOD	250.	---
TSS	250.	---
Cu	3.38	2.07
Zn	2.61	1.48

(c) PILGRIM'S PRIDE HATCHERY EFFLUENT LIMITS:

<u>Parameter</u>	<u>Daily Max.</u>	<u>Monthly Average</u>
BOD	250.	---
TSS	250.	---
Zn	2.61	1.48

(d) ASSOCIATED MATERIALS, INC. - AMERCABLE EFFLUENT LIMITS:

<u>Parameter</u>	<u>Daily Max.</u>	<u>Monthly Average</u>
Cu	3.38	2.07
Pb	0.69	0.43
Zn	2.61	1.48

(e) MILBANK MFG - EL DORADO DIVISION EFFLUENT LIMITS:

1. Categorical (process discharge)

<u>Parameter</u>	<u>Daily Max.</u>	<u>Monthly Average</u>
Cd	0.69	0.26
Cr	2.77	1.71
Cu	3.38	2.07
Pb	0.69	0.43
Ni	3.98	2.38
Ag	0.43	0.24
CN	1.20	0.65
Zn	2.61	1.48

2. Local Limits (total plant discharge)

<u>Parameter</u>	<u>Daily Max.</u>	<u>Monthly Average</u>
Zn	2.61	1.48

(f) PRESCOLITE INC. REFLECTOR PLANT EFFLUENT LIMITS:

1. Categorical (process discharge)

<u>Parameter</u>	<u>Daily Max.</u>	<u>Monthly Average</u>
Cd	0.07	0.11
Cr	1.71	2.77
Cu	2.07	3.38
Pb	0.43	0.69
Ni	2.38	3.98
Ag	0.24	0.43
Zn	1.48	2.61
CN	0.65	1.20

2. Local Limits (total plant discharge)

<u>Parameter</u>	<u>Daily Max.</u>	<u>Monthly Average</u>
Ni	3.98	2.38

(g) COOPER STANDARD AUTOMOTIVE EFFLUENT LIMITS:

1. Categorical (process discharge)

<u>Parameter</u>	<u>Daily Max.</u>	<u>Monthly Average</u>
Cd	0.07	0.11
Cr	1.71	2.77
Cu	2.07	3.38
Pb	0.43	0.69
Ni	2.38	3.98
Ag	0.24	0.43
Zn	1.48	2.61
CN	0.65	1.20

2. Local Limits (total plant discharge)

<u>Parameter</u>	<u>Daily Max.</u>	<u>Monthly Average</u>
Pb	0.69	0.43
Cu	3.38	2.07
Ni	3.98	2.38
Zn	2.61	1.48
Phenols	---	---
TTO	---	---

(h) MILLER TRANSPORTERS, INC. EFFLUENT LIMITS:

1. Categorical

<u>Parameter</u>	<u>Daily Max.</u>	<u>Monthly Average</u>
Non-Polar Material (SGT-HEM)	*	*
Copper	*	*
Mercury	*	*

*Pollutant Management Plan on file

2. Local Limits

<u>Parameter</u>	<u>Daily Max.</u>	<u>Monthly Average</u>
pH	6-9 S.U.	---
Oil & Grease	100.	---
Cadmium	0.11	0.07
Chromium	2.77	1.71
Copper	3.38	2.07
Nickel	3.98	2.38
Zinc	2.61	1.48
Volatile Organic Acids	---	---
Base Neutrals	---	---
Acid Extractables	---	---
Phenols (Total)	---	---

**PUBLIC NOTICE OF SIGNIFICANT
INDUSTRIAL VIOLATIONS OF THE
GENERAL PRETREATMENT REGULATIONS**

The following is a list of Significant Industrial Violations of 40 CFR 433 of the Clean Water Act of 1972 for the calendar year 2006, as required by 40 CFR 403.8 (f) (2) (vii).

NAME: Miller Transporters Inc.

ADDRESS: 2811 North West Avenue
El Dorado, AR 71730

VIOLATION: Discharged chromium in excess of the Maximum Monthly Average on more than 66% of the Maximum Monthly Averages for the six-month period May 2006 through October 2006.

ACTION TAKEN: Written notice of violation, increased sampling frequency, and request for written plan of corrective action.

RESPONSE: All batches are to be held until sampling results are obtained and are deemed suitable to be discharged to the sewer collection system.

PENALTIES ASSESSED: None.

CURRENT STATUS: In compliance.

T. Harold Baker
Treatment Superintendent

News-Times Publishing Company

El Dorado, Arkansas

No. 11,892

Affidavit For Proof of Publication


State of Arkansas
County of Union

I, Nicole Patterson do swear that I am Advertising Manager of the El Dorado News-Times, a daily newspaper printed and published in Union County, State of Arkansas, having a bonafide circulation in said county, and authorized by law to publish advertisements, and that the PUBLIC NOTICE was published in said newspaper ONE TIME with the first insertion being on the 8TH day of MARCH, 2007.




Advertising Manager

Subscribed and sworn to before me this the 8TH day of MARCH, 2007.



Notary Public

**PUBLIC NOTICE OF
SIGNIFICANT INDUSTRIAL
VIOLATIONS OF THE GENERAL
PRETREATMENT REGULATIONS**
The following is a list of Significant Industrial Violations of 40 CFR 433 of the Clean Water Act of 1972 for the calendar year 2006, as required by 40 CFR 403.8 (f) (2) (vii).
NAME: Miller Transporters Inc.
ADDRESS: 2811 North West Avenue El Dorado, AR 71730
VIOLATION: Discharged chromium in excess of the Maximum Monthly Average on more than 66% of the Maximum Monthly Averages for the six-month period May 2006 through October 2006.
ACTION TAKEN: Written notice of violation, increased sampling frequency, and request for written plan of corrective action.
RESPONSE: All batches are to be held until sampling results are obtained and are deemed suitable to be discharged to the sewer collection system.
PENALTIES ASSESSED: None.
CURRENT STATUS: In compliance.
T. Harold Baker
Treatment Superintendent



CODE SHEET

Annual Report

CODE

Auditor's Name Gilliam

Permit Number AR 33723 / 33934 / 49743

Period Report Covers End Date 12/31/06 PSED

Start Date 1/1/06 PSSD

PPETS WENDB DATA ELEMENTS

Significant IUs in Significant Noncompliance
with Pretreatment Compliance Schedule 0 SSNC

NOV's and A.O.'s Issued Against
Significant IUs 9 FENF

Civil and/or Criminal Judicial Actions
Against Significant IUs 0 JUDI

Significant IUs with Significant Violations
published in Newspaper 1 SVPU

IUs from which penalties have been collected 0 IUPN

COMMENTS:
